



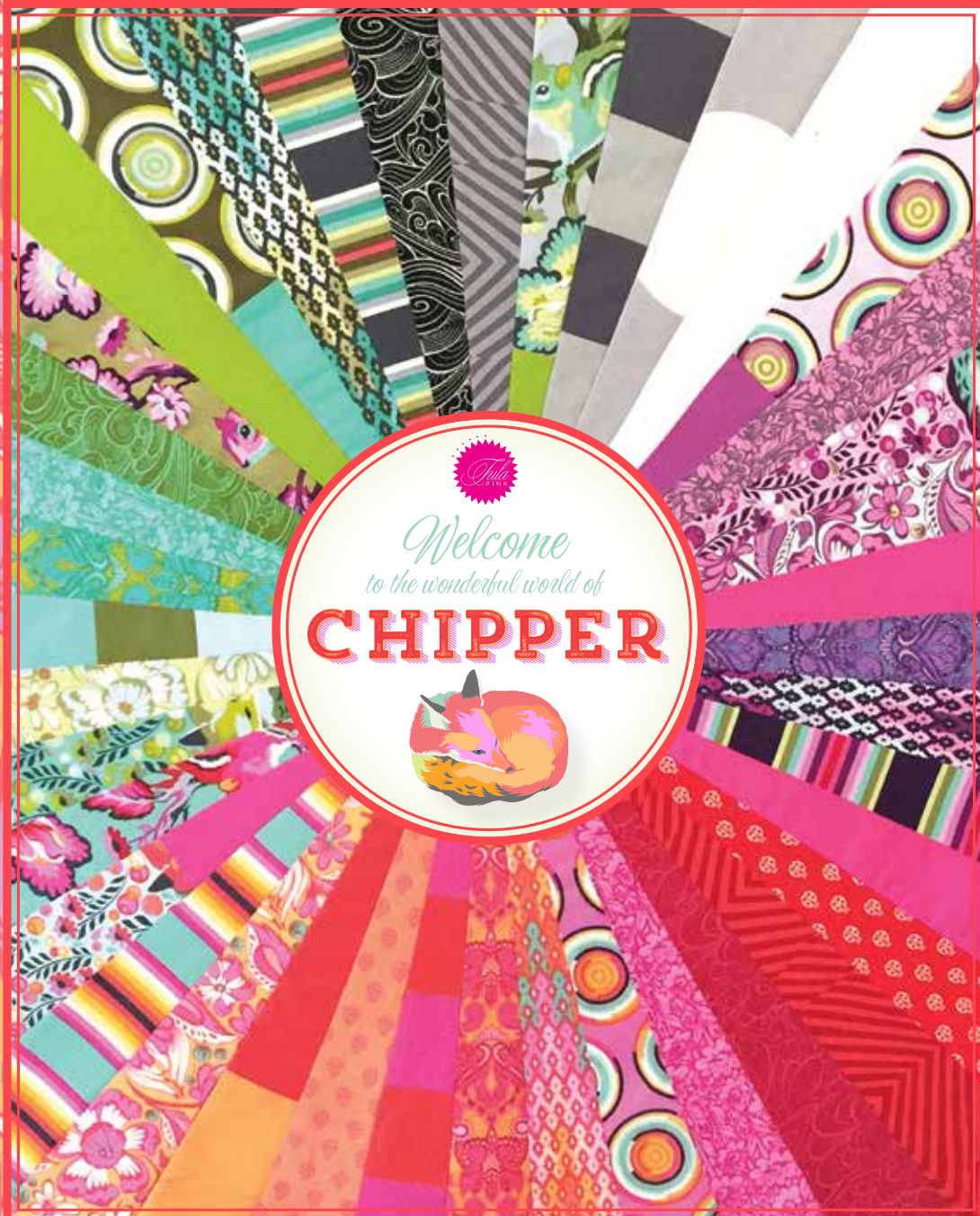
T U L A

P I N K

F A L L

2  1 5





Welcome  
to the wonderful world of

**CHIPPER**



Chipper, my newest fabric collection for Free Spirit Fabrics, is presented to you with the most integrated retail package to date. Throughout these pages you will be introduced to many products, some familiar and some all together new! Everything that I have developed with my partners over the last year for this Fall debut are specifically designed to support each other. As a passionate fabric designer I have made sure that every product, large and small points back to and supports the fabric collection from coordinating woven ribbons and thread collections to an exciting new coloring book. In addition to these new products I am thrilled to introduce Tula Pink Hardware, my new collection of premium sewing tools offered exclusively to the independent retailer and packaged to coordinate seamlessly with Chipper. The independent retailer is the heart of my business and I am so proud to offer a product with exceptional quality & exciting design innovation that is exclusively for them, just like my fabrics.

All of these products were designed with display in mind. From the shelves of your stores to the home sewing sanctuary, every piece comes together to create a curated collection of thoughtfully designed and most importantly, useful products for the obsessively creative.



## CONTENTS

- 1**  
The Chipper Story
- 2**  
Chipper  
*Sorbet* Palette
- 4**  
Chipper  
*Mint* Palette
- 6**  
Chipper  
*Raspberry* Palette
- 8**  
Timeless Collection
- 9**  
Tula Pink Hardware
- 10**  
The Tula Pink  
Coloring Book
- 12**  
Chipper Ribbons
- 13**  
Chipper Threads
- 14**  
The Chipper Quilt  
*Free pattern*
- 20**  
Distributor  
Reference



*The Tedious Tale of a Chipmunk Named*  
**CHIPPER**

Curiosity may have killed the cat but it only triggered the Chipmunk's craving to travel. Chipper is a curious yet fabulously colored creature searching for happiness and hope in a Technicolor world. Along the road of revelation, Chipper fumbles upon a finicky fox who is entirely too fatigued to deal with the trifles of a nosy Chipmunk who has too many questions and not nearly enough snacks. The fox, while momentarily roused, settles back into his napping position among the wild flowers, only slightly undone by the troublesome chatter from a chipmunk named Chipper. His curiosity is catching though as he stumbles upon a few fast friends making their way from one flowering branch to another. A long, lazy conversation with his old owl friend, Wisdom, on the nature of acorns and the truthfulness of trees is quite suddenly interrupted by a loveliness of ladybugs on their way to grant wishes and bestow luck on those they deem deserving (Chipper always thought that was a little uppity of them but who is he to judge?). Wisdom and the loveliness are both distracted from Chipper's chipping by the seductive singing of a sparrow and the commotion he cast as he crashed into a branch and began to Free Fall. The turbulent twirling seemed to indicate that he was destined for disaster but as always with a perfectly planned pirouette the song bird was saved by none other than Chipper, our cheerfully curious, trifling traveler simply searching for happiness and hope in a luminous landscape.

COLLECTION NAME:

Chipper

DESIGNED BY:

Tula Pink

DISTRIBUTED BY:

Free Spirit Fabrics

NO. OF SKUS: 18

YARDAGE/SHIP DATE:

March 2016

CONTENT:

100% Cotton

WIDTH:

44/45 inches

PRE-CUT OPTIONS:

FB1FQTP.42015

*fat quarter* - 18 Pieces

FB3DRTP.42015

*design roll* - 40 Pieces

FB6CPTP.42015

*5" charm* - 42 Pieces

FB610TP.42015

*10" charm* - 42 Pieces

Free Spirit



PWTP078 *Sorbet*



PWTP080 *Sorbet*




PWTP079 *Sorbet*



PWTP081 *Sorbet*



PWTP083 *Sorbet*



PWTP082 *Sorbet*



QBTP001 *Creamcicle*



QBTP001 *Lipstick*



QBTP001 *Sky*



QBTP001 *Battleship*



CHIPPY  
PAPER  
Sorbet

# TRUE COLORS



PWTC027  
*Lava*



PWTC028  
*Candy Apple*



PWTC030  
*Sienna*



PWTC029  
*Fuchsia*



PWTC026  
*Bittersweet*




PWTC027  
*Nectar*



PWTC026  
*Mint Julep*



PWTC029  
*Silver*



PWTC028  
*Gunmetal*

COLLECTION NAME:

True Colors

DESIGNED BY:

Tula Pink

DISTRIBUTED BY:

Free Spirit Fabrics

Nº. OF SKUS: 20

YARDAGE SHIP DATE:

Replenishable

CONTENT:

100% Cotton

WIDTH:

44/45 inches

*Free Spirit*








PWTP078 *Mint*



PWTP080 *Mint*



PWTP079 *Mint*



PWTP081 *Mint*



PWTP083 *Mint*



PWTP082 *Mint*



QBTP001 *Sky*



QBTP001 *Battleship*



QBTP001 *Lipstick*



QBTP001 *Creamcicle*



CHESTER

Mint

# TRUE COLORS



PWTC026 *Mint* PWTC030 *Julep* PWTC029 *Olive* PWTC030 *Grass* PWTC028 *Ink* PWTC029 *Gunmetal* PWTC027 *Silver* PWTC030 *Nectar* PWTC028 *Sienna* PWTC027 *Candy App.* PWTC028 *Lava*

COLLECTION NAME:

Free Fall *Wide*

DESIGNED BY:

Tula Pink

DISTRIBUTED BY:

Free Spirit Fabrics

Nº. OF SKUS: 6

YARDAGE SHIP DATE:

Replenishable


CONTENT:

100% Cotton

WIDTH:

108 inches

*Free Spirit*





PWTP078 *Raspberry*



PWTP080 *Raspberry*



PWTP079 *Raspberry*




PWTP081 *Raspberry*



QBTP001 *Orchid*



PWTP083 *Raspberry*



PWTP082 *Raspberry*



QBTP001 *Battleship*



QBTP001 *Sky*



CHEER  
PAPER

Raspberry

# TRUE COLORS



PWTC029  
*Wisteria*



PWTC026  
*Orchid*



PWTC028  
*Gunmetal*



PWTC029  
*Silver*



PWTC026  
*Mint Julep*



PWTC030  
*Olive*



PWTC029  
*Fuchsia*



PWTC027  
*Lava*

# TIMELESS COLLECTION

*Enjoy some of Tula Pink's most beloved prints forever!*

Timeless Fabrics are a beautiful grouping of Free Spirit's most popular and loved fabrics. These distinctive prints are brought to you as a replenishable collection that can be mixed in with Tula Pink's True Colors or stand alone. The newest introduction to Free Spirit's Timeless Collection are prints pulled from my *The Birds and The Bees & Saltwater* fabric collections. All seven of these Timeless Collection prints coordinate beautifully with True Colors and Free Fall Wide Quilt Backings!

**COLLECTION NAME:** Timeless Collection  
**DESIGNED BY:** Tula Pink  
**DISTRIBUTED BY:** Free Spirit Fabrics  
**Nº. OF SKUS:** 7  
**YARDAGE SHIP DATE:** September 2015  
**CONTENT:** 100% Cotton  
**WIDTH:** 44/45 inches



PWTP025  
Cinnamon



PWTP027  
Honey



PWTP026  
Forest



PWTP025  
Pool



PWTP029  
Aqua



PWTP023  
Aquarium



PWTP026  
Lapis



COLLECTION NAME:  
**Tula Pink Hardware**

DESIGNED BY:  
**Tula Pink**

DISTRIBUTED BY:  
**Brewer**

NO. OF SKUS: **3**

SHIP DATE:  
**October 2015**

CONTENT:  
**Steel & 22K Gold**

*exclusively distributed by*



## *Introducing*

**TULA PINK HARDWARE** a premium collection of hand crafted sewing cutlery. Forged from high quality German grade steel anchored with a 22K gold plated screw. Designed for durability with quality in mind and sold exclusively through the independent retailers!

**8 INCH** *fabric shear*

**5½ INCH** *surgical seam ripper* | **5 INCH** *micro serrated snipper*

*the* **TULA PINK**  
**COLORING BOOK**

A pristine white page filled with crisp black lines and a brand new box of crayons can be a magical thing. A coloring book is an open ended question, the framework has been established but the direction that it takes is up to the crayons. A green frog is simply a frog but a purple frog can be something else entirely. It makes sense that after years of sharpening my craft as an illustrator, I should return to this, a coloring book. In my new coloring book you will find a menagerie of creatures from frogs and owls to bugs, fish, flowers and geometry. Nature presents the most incredible study of shapes. Using wildlife as a foundation, I can create an image that is instantly familiar while stretching the boundaries of what the subject is composed of. A frenzy of paislies, swirls and stripes can create the silhouette of an owl. Leaves and dots can come together to form a rabbit crouching in a field of wild flowers. The possibilities are endless and it's that idea of reinvention that consumes my imagination.

The drawings collected here represent a history of my fabric designs, extracted from their infinite repeating loop and reduced to their most essential lines and shapes. All they are waiting for is a little bit of free spirited coloring. Give it a try, color the napping fox from my new Chipper fabric collection!

COLLECTION NAME:

The Tula Pink  
Coloring Book

DISTRIBUTED BY:

F+W Media

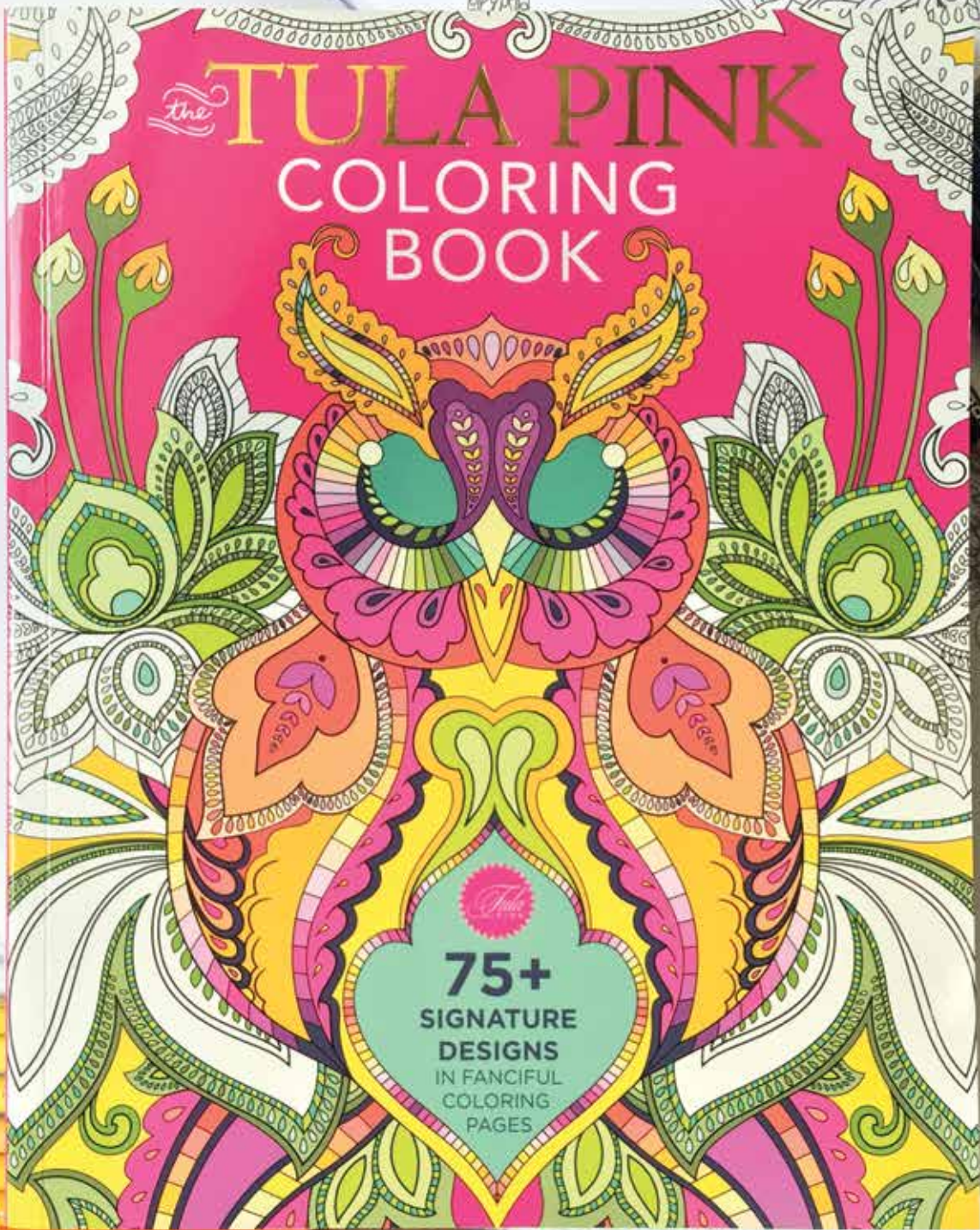
SHIP DATE:

October 2015

CONTENT:

Paper & Gold Foil





COLLECTION NAME:

Chipper Ribbons

DESIGNED BY:

Tula Pink

DISTRIBUTED BY:

Renaissance Ribbons

Nº. OF SKUS: 9

SHIP DATE:

March 2015







COLLECTION NAME:  
**Chipper Threads**

DESIGNED BY:  
**Tula Pink**

DISTRIBUTED BY:  
**Aurifil USA, Inc.**

NO. OF SPOOLS:  
*Large Box* 12  
*Small Box* 10

YARDS per SPOOL:  
*Large Box* 1422  
*Small Box* 220

CONTENT:  
**50 Wt. Cotton**

SHIP DATE:  
**November 2015**



PROJECT NAME:

The Chipper Quilt

DESIGNED BY:

Tula Pink

QUILTED BY:

Angela Walters

PRINTS:

FB1FQTP.42015

*Chipper hat quarter bundle*

CORNERS:

PWTP079 - *Raspberry*

BINDING:

PWTP082 - *Raspberry*

BACKING:

QBTP001 - *Battleship*

SOLIDS:

CSFSESS. *Citrine*

CSFSESS. *Olea*

CSFSESS. *Amazon*

CSFSESS. *Light Jade*

CSFSESS. *Tart*

CSFSESS. *Plum*

CSFSESS. *Fuchsia*

CSFSESS. *Sunset*

CSFSESS. *Mango*

CSFSESS. *Manatee*



# THE CHIPPER QUILT

Finished Size: 68" x 68"



## MATERIALS

### FABRIC:

**1 FAT QUARTER** each of 18 prints

\* *FB1FQTP42015 Chipper FQ Bundle*

**1 STRAIGHT QUARTER** (9" X WOF)

each of 10 Solids

$\frac{5}{8}$  **yard** Corner triangles


**2½ yards** Wide Backing

$\frac{5}{8}$  **yard** Binding

**78" x 78"** Batting

*Note: The fabric requirements provide extra fabric for the prints to leave room for "fussy cutting"*

### ADDITIONAL TOOLS:



## CUTTING

From each of the **10** solids cut the following:

(4)  $7\frac{3}{4}$ " x  $7\frac{3}{4}$ " for a total of 40 large squares

(5)  $3\frac{7}{8}$ " x  $3\frac{7}{8}$ " Cut once diagonally, for a total of 100 small triangles

From each of the **18** prints cut the following:

(1)  $12\frac{7}{8}$ " x  $12\frac{7}{8}$ " for a total of 18 large squares

Cut once diagonally to create a total of 36 large triangles

From Corner Triangles fabric cut the following:

(2)  $9\frac{1}{2}$ " x  $9\frac{1}{2}$ " cut once diagonally, for a total of 4 corner triangles

(1)  $12\frac{7}{8}$ " x  $12\frac{7}{8}$ " cut once diagonally, leaving one extra triangle

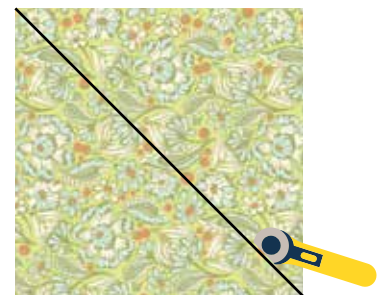
From the binding fabric cut:

for straight grain binding: (8) 42"

**OR**

for bias binding: a total of 320"

CUT ONCE DIAGONALLY

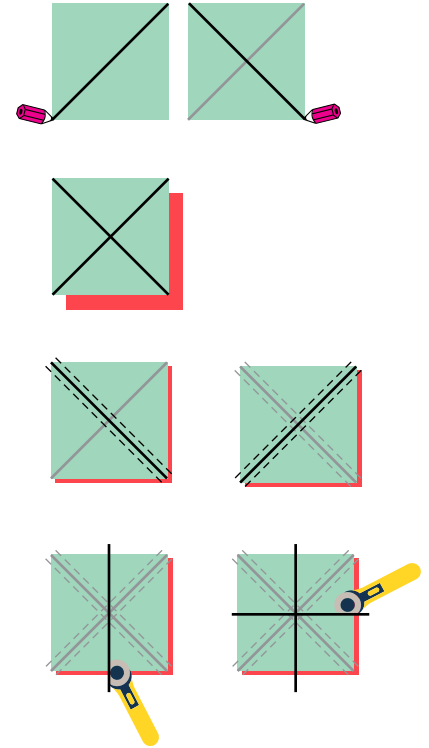


# BUILDING THE BLOCKS

- Use scant  $\frac{1}{4}$ " seams throughout construction.
- Place all fabrics, blocks and rows right sides together then sew.
- Press all seams open unless otherwise noted.

## HALF SQUARE TRIANGLES (HST):

1. Select one solid  $7\frac{3}{4}" \times 7\frac{3}{4}"$  square.
2. Draw a diagonal line, on the wrong side of the fabric, from the bottom left corner to the upper right corner.
3. Draw a second diagonal line, on the wrong side of the fabric from the bottom right corner to the upper left corner of the square to create an "X".
4. Place the drawn  $7\frac{3}{4}" \times 7\frac{3}{4}"$  square, right sides together, with a contrasting  $7\frac{3}{4}" \times 7\frac{3}{4}"$  square.
5. Using the drawn line as a guide, sew a scant  $\frac{1}{4}"$  to the left and a scant  $\frac{1}{4}"$  to the right of one diagonal line.
6. Using the drawn line as a guide, sew a scant  $\frac{1}{4}"$  to the left and a scant  $\frac{1}{4}"$  to the right of the second diagonal line.
7. Cut the sewn squares in half vertically then in half again horizontally creating four sets of squares measuring  $3\frac{7}{8}" \times 3\frac{7}{8}"$ .
8. Cut on the diagonal line of each square set creating eight  $3\frac{1}{2}"$  Half Square Triangles or one "HST" set. Press.
9. Repeat to create a total of 25 HST sets.






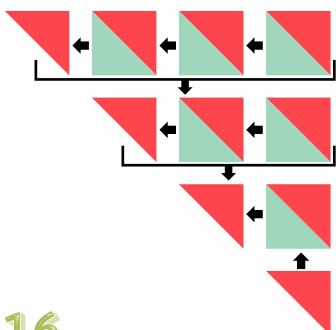
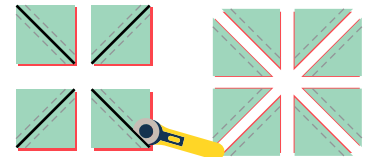
## ASSEMBLE THE BLOCK:

10. Arrange six of the HST's from one set and four small triangles according to the diagram below. Press.

**NOTE:** Five of the blocks will be made up of miss-matched HST's pulled from the leftover HST's.

11. Sew one large Print triangle to the HST half block, with right sides together along the angled edge. Press.

12. Repeat steps 10 and 11 to create a total of 25 blocks.





Assemble the quilt top according to the diagram above.

13. Sew all blocks in each diagonal row first. Press.
14. Sew the end setting triangles to each row. Press toward the setting triangle.
15. Sew all rows together, pin at each block intersection. Press.
16. Sew on the four corner triangles last, Press toward the corner triangle.
17. Quilt, bind and enjoy your new Chipper Quilt!

*All quilts designed and pieced by Tula Pink are Free Motion Quilted by Angela Walters.  
For quilting inspiration visit [QUILTINGISM.THERAPY.COM](http://QUILTINGISM.THERAPY.COM)*

*The*

## APPALOOSA BAG

PATTERN BY:

Sara Lawson of  
Sew Sweetness

WEBSITE:

[sewsweetness.com](http://sewsweetness.com)

FABRICS:

*Exterior*

$\frac{3}{4}$  yard

PWTP080 *Sorbet*

*Lining*

$\frac{3}{4}$  yard

PWTP083 *Sorbet*



*Pattern #130*

*the*  
**SLOAN  
BAG**

PATTERN BY:

Sara Lawson of  
Sew Sweetness

WEBSITE:

[sewsweetness.com](http://sewsweetness.com)

FABRICS:

*Exterior*

1 <sup>2</sup>/<sub>3</sub> yards

PWTP078 *Mint*

*Lining*

1 <sup>2</sup>/<sub>3</sub> yards

PWTP083 *Mint*

*Straps*

1 <sup>1</sup>/<sub>2</sub> yards

PWTP082 *Mint*



*Pattern #125*



**BOOTH # 2327**  
[tulapink.com](http://tulapink.com) | @tulapink



*International Quilt Market  
Houston, Texas*

**FABRICS:**

Westminster Fibers, Inc.

Free Spirit Fabrics

**Booth #2230, 2330**

website: [freespiritfabric.com](http://freespiritfabric.com)

PH: (866) 907-3305

**TULA PINK HARDWARE:**

Brewer

**Booth #2842, 43**

website: [brewersewing.com](http://brewersewing.com)

PH: (800) 676-6543

**BOOKS:**

F+W Media

**Booth #634**

website: [fwcommunity.com](http://fwcommunity.com)

PH: (800) 258-0929

**THREAD:**

Aurifil USA, Inc.

**Booth #1332**

website: [aurifil.com](http://aurifil.com)

PH: (312) 212-3485

**RIBBONS:**

Renaissance Ribbons

**Booth #2531**

website: [renaissanceribbons.com](http://renaissanceribbons.com)

PH: (530) 692-0842

